



January 2024

US Construction Outlook: Lively, Level or Lackluster?

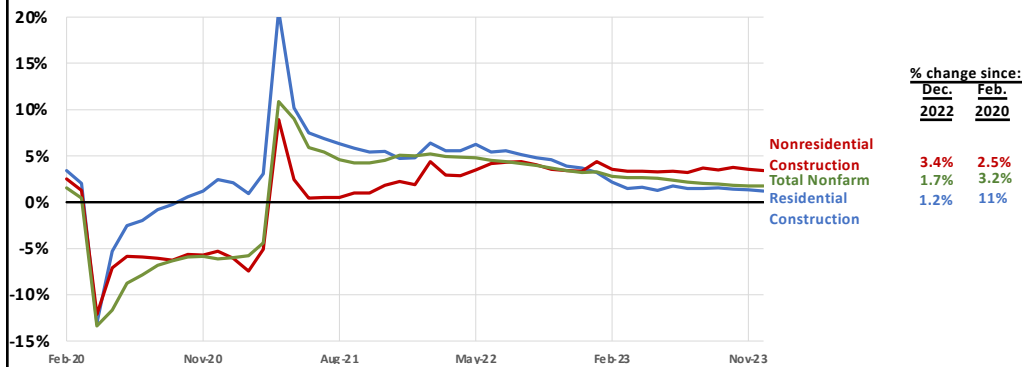
Macrina Wilkins
Senior Research Analyst, AGC of America
Macrina.wilkins@agc.org

©2024 The Associated General Contractors of America, Inc.

1

Total nonfarm & construction employment, Feb. 2020–Dec. 2023

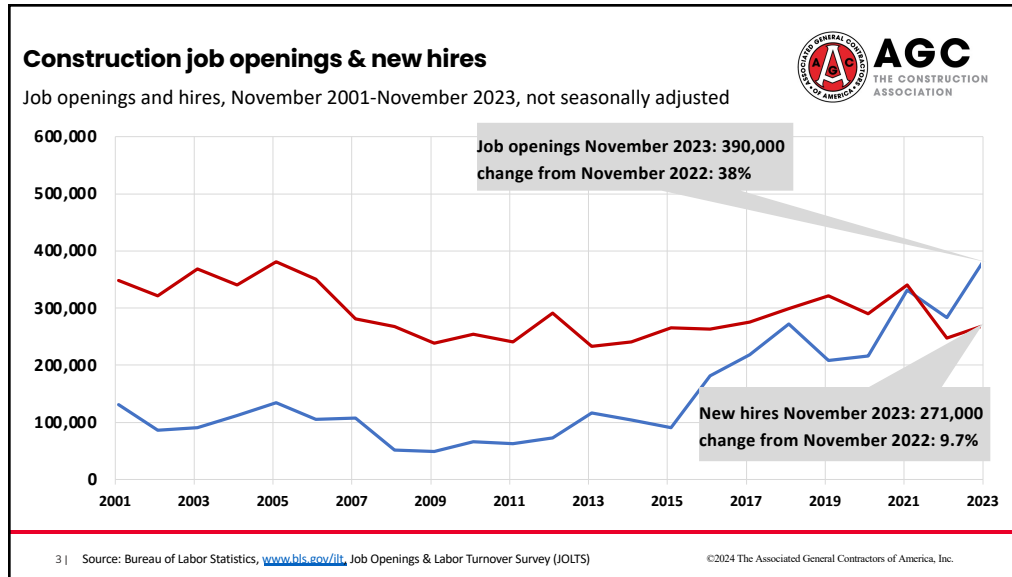
Year-over-year change, seasonally adjusted



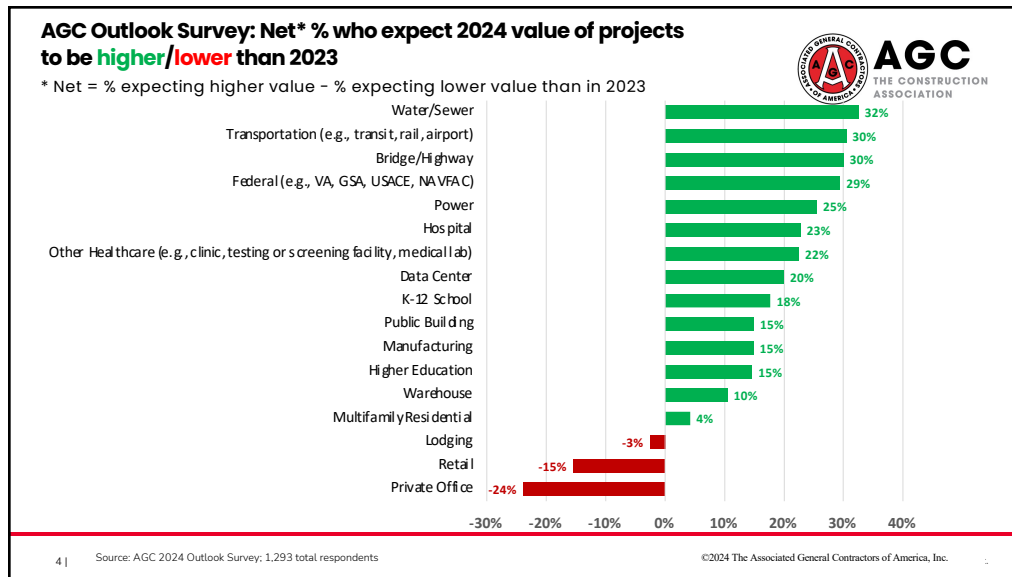
2 | Source: BLS current employment statistics, <https://www.bls.gov/ces/>

©2024 The Associated General Contractors of America, Inc.

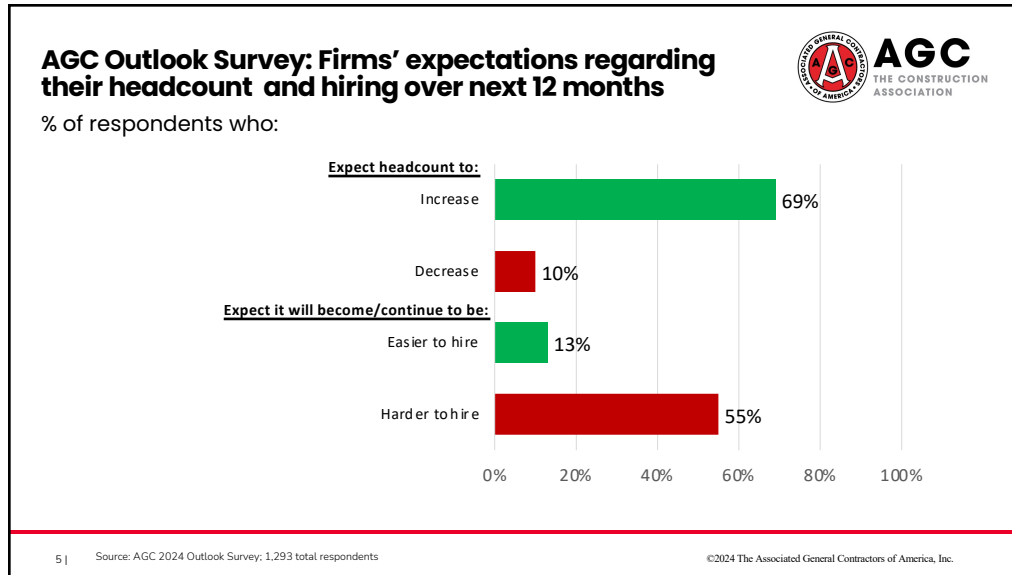
2



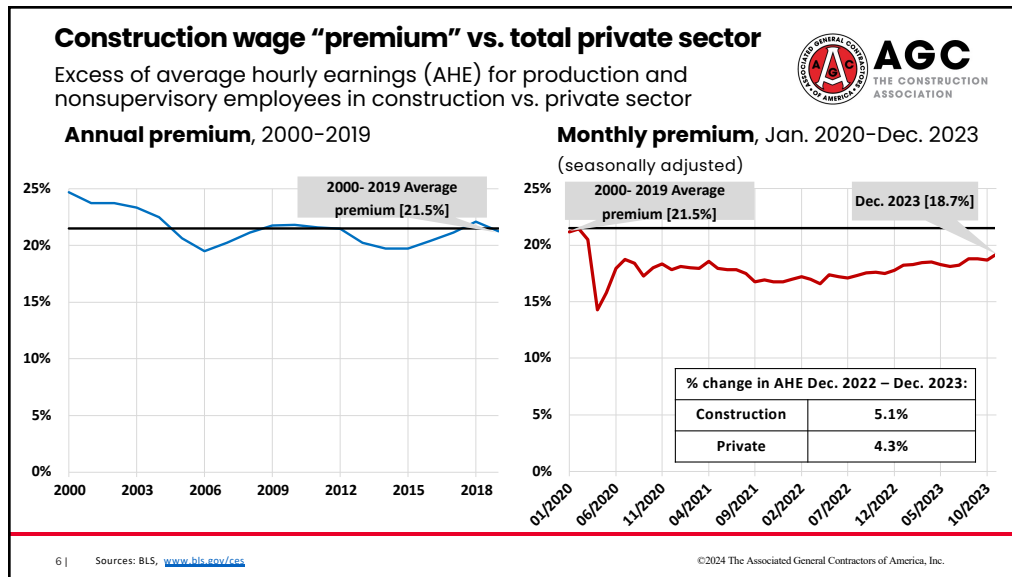
3



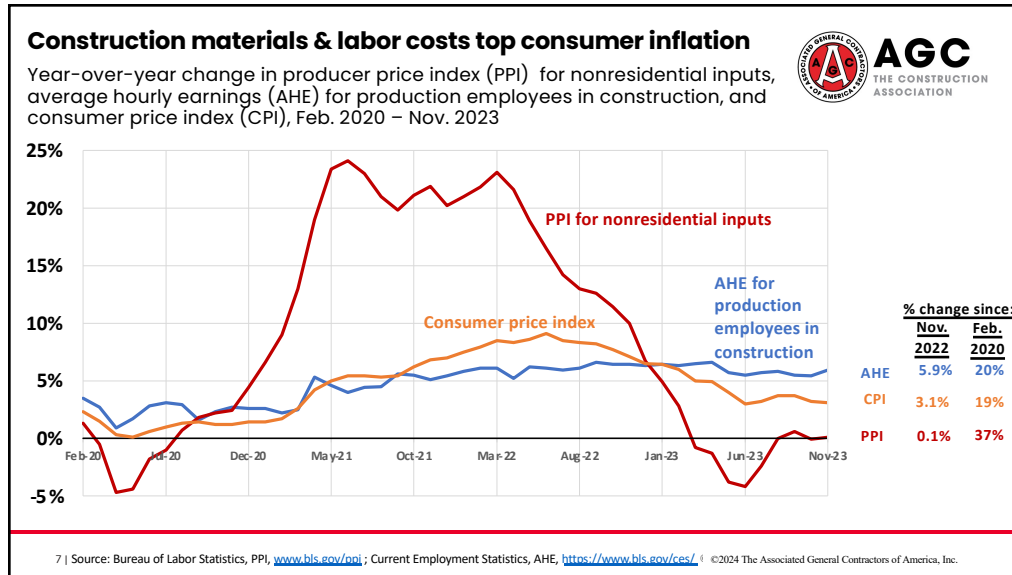
4



5



6



7

Some construction costs remain volatile

producer price indexes, 1- & 12-mo. change (not seasonally adjusted)

	November 2023 change from:	
	Oct. 2023 (1 month)	Nov. 2022 (12 months)
Cement	0%	8%
Ready-mix concrete	0.2%	9%
Diesel fuel	0.9%	-30%

Subcontractor price indexes, nonresidential building work

Roofing contractors	0.1%	9%
Plumbing contractors	-0.4%	3%
Electrical contractors	0.1%	3%
Concrete contractors	0%	-1%

8 | Source: BLS, producer price indexes, www.bls.gov/ppi ©2024 The Associated General Contractors of America, Inc.

8

Change in construction spending: November 2023 vs. November 2022

current (not inflation-adjusted) dollars, seasonally adjusted



Total 11%: Private residential 4% (single-family 6%; multi 14%; **improvements -2%**); public residential 10%
Nonresidential 18% (private 19%, public 16%)

Nonresidential segments (in descending order of Nov. 2023 spending; combined new & renovation spending)

- Mfg. 59% (computer/electronic 130%; chemical 9%; food/beverage/tobacco 8%; transportation equipment 12%)
- Highway and street 15%
- Commercial 4% (warehouse 2%; retail 2%; farm 25%)
- Power 17% (electric 23%; **oil/gas fields & pipelines -8%**)
- Education 17% (primary/secondary 17%; higher ed 16%)
- Office (including data centers) 6%
- Transportation 7% (air 7%; private rail/truck 11%; **transit -8%**)
- Health care 12% (hospital 10%; medical building 22%; **special care -5%**)
- Other: Sewage/waste 27%; Amuse/recreation 6%; Water supply 20%; Communication 1%; Lodging 5%; **Conservation/development -0.4%**

9 | Source: Author, from U.S. Census Bureau, www.census.gov/constructionspending

©2024 The Associated General Contractors of America, Inc.

9

Medium-term outlook for construction



- Economic recovery should continue but risk of recession remains
- Single-family homebuilding should continue recovering
- Multifamily, warehouse, retail, office, lodging: slowdown likely due to rising rates
- Data center and manufacturing construction should remain hot
- Infrastructure Investment & Jobs Act, “Chips” Act, Inflation Reduction Act will give major boost to infrastructure, manufacturing, and power construction. BUT
 - money will be slow to turn into construction awards and spending
 - Buy America(n), labor, environmental strings may tie up project starts for years
- Materials costs, lead times: mostly better except electrical gear, some electronics
- Labor availability has resumed being the #1 challenge for many contractors


10 | Source: Author

©2024 The Associated General Contractors of America, Inc.

10

AGC economic resources
(email macrina.wilkins@agc.org)

- *Data DIGest*: weekly 1-page email ([subscribe](#) at <https://marketplace.agc.org/Store/ItemDetail?iProductCode=4401>)
- Surveys (2023 *Workforce Survey*: <https://www.agc.org/news/2023/09/06/new-survey-shows-significant-flaws-nations-approach-preparing-workers-construction-careers-and-how>)
- State and metro data, [fact sheets](#); www.agc.org/learn/construction-data
- Monthly [press releases](#): construction spending; producer price indexes; national, state, metro employment with rankings: <https://www.agc.org/newsroom>
- Construction impact model: <https://www.agc.org/agc-construction-impact-model>
- ConsensusDocs Price Escalation Resource [Center](#): <https://www.consensusdocs.org/price-escalation-clause/>



AGC
THE CONSTRUCTION ASSOCIATION

Data Digest
#1 in the industry

PPH for inputs rises in April but dips over 12 months pay in construction tops U.S. median by 15%

Prices slowed modestly in April

Construction pay tops U.S. median by 15%

Child counts decline in 33 states

Results from BCS&ACE construction survey

AGC Highway safety survey closes tonight

Center of Construction restorer

Build Beyond Today

AGC THE CONSTRUCTION ASSOCIATION